

Making 10

Kindergarten Addition Worksheet

What number should be added to the first number to make 10?

1. $5 + \underline{\quad} = 10$

2. $2 + \underline{\quad} = 10$

3. $3 + \underline{\quad} = 10$

4. $5 + \underline{\quad} = 10$

5. $5 + \underline{\quad} = 10$

6. $4 + \underline{\quad} = 10$

7. $3 + \underline{\quad} = 10$

8. $2 + \underline{\quad} = 10$

9. $7 + \underline{\quad} = 10$



10. $9 + \underline{\quad} = 10$

11. $1 + \underline{\quad} = 10$

12. $8 + \underline{\quad} = 10$

Read & Draw

WEEK 2,
DAY 2




The green frog is on a log. It is eating a bug. The red frog is in the pond. It is not eating a bug. It is swimming.

Name _____

Name _____

Write at least 1 sentence about this picture. Inventive spelling is fine! Remember all the things that sentences have (uppercase, ending mark, finger spaces).



Four sets of primary writing lines, each consisting of a solid top line, a dashed middle line, and a solid bottom line.

his

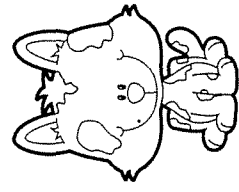
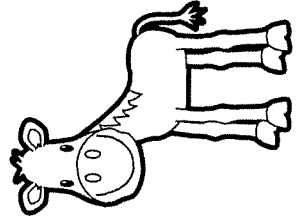
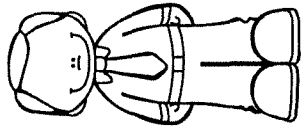
Name _____

Directions: Complete each sentence by writing in the missing sight word
Draw lines to match each sentence to the picture

- - - - - cat is brown.

The man is - - - - - dad.

- - - - - horse can run fast.



Directions: Draw a picture to match the sentence in the box

His friend is fun.