

2nd Grade
Week 2

DAY

1

Name: _____ Date: _____

Mark'em Up!

Directions: Read the words in the box below. Scoop or underline the syllable, put an o to show the syllable is an open syllable and a macron (¯) over the vowel to show it's a long vowel sound. Write /i/ above the y.

hē o	shy	hi	fry
go	we	my	no
pro	she	be	fly
cry	me	so	by

Directions: Read the sentences and mark up the one-syllable open syllable words.

1. Jan likes to go to the park after school.
2. She got a new shirt at the mall.
3. We would like to play outside.
4. Tim is a golf pro at the club.
5. Kim is shy when she meets new people.

Bonus: Choose one sentence from above and draw a picture to match it on the back of this page.



By second grade, you can **read** and spell lots of words. We use words all the time to **talk** and to write. There are all kinds of words. Some words are people, places or things, like baby, Boston and bench. Some words are words for things we do, like swim, jump and cry.

We are lucky to have lots of words we can use when we write. Some words are useful when we are trying to describe someone or something. These words are called adjectives. Adjectives are words like funny, silly, ugly, messy and chunky. These words tell us more **about** the people, places and things we talk and write **about**.

With adjectives we can let others know if our lunch was yummy or yucky. We can tell our friends if our **new** puppy is skinny or chubby or if our kitty is black or white. Adjectives come in handy when we want to describe things!

Name: _____



Reading Response Log



Directions: Choose a reading strategy to respond to what you read. Use the sentence starters to help you begin. You should use at least 3 different strategies for the week! You also need to read at least 30 minutes each day.

Summarize: "This book is about _____."

Predict: "I think the ending will _____."

Evaluate: "I like/do not like this story because _____."

Question: "I wonder why the author chose to _____."

Connect: "This story reminds me of _____."

Visualize: "This story created images of _____." (see, smell, hear, touch, taste, feel)

Read 30
minutes
a day.

Title: _____

Author: _____ **Minutes Read:** 30 **Fiction or Nonfiction**

Weekend

Title: _____

Author: _____ **Minutes Read:** 30 **Fiction or Nonfiction**

Monday

Date Due _____ **Parent signature** _____

Title: _____

Author: _____ Minutes Read: 30 Fiction or Nonfiction

Tuesday

Title: _____

Author: _____ Minutes Read: 30 Fiction or Nonfiction

Wednesday

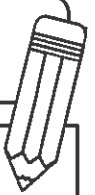
Title: _____

Author: _____ Minutes Read: 30 Fiction or Nonfiction

Thursday

The total number of minutes I read this week is _____ minutes.

Name _____



Ladybugs

Ladybugs are insects that have round, red bodies with small black spots. They also have little black heads with white patches on each side, and six short legs. Not all ladybugs are spotted, though. Since there are over 5,000 kinds of ladybugs, some ladybugs look different. Some do not have any spots. Some have stripes, instead of spots.

A ladybug's spots are more than just decorative. Its spots and coloring are meant to warn its predators to stay away. A ladybug can also protect itself by releasing an oily, foul tasting fluid from its joints when it is attacked, or feels threatened. Sometimes a ladybug will play dead when it feels threatened by its predators. A ladybug's predators include birds, frogs, wasps, spiders, and dragonflies.

Ladybugs live in fields, meadows, gardens, and even in cities. No matter where they live, they are helpful to humans because they eat small insects that destroy crops and garden plants. One ladybug can eat up to 5,000 insects in its lifetime!

1. How many different kinds of ladybugs are there?

2. How are a ladybug's spots more than just decorative?

3. When do ladybugs play dead?

4. Who are a ladybug's predators?

Name _____

Comparing

Use <, >, or =.

$885 \quad \bigcirc \quad 868$

$641 \quad \bigcirc \quad 646$

$376 \quad \bigcirc \quad 367$

Measurement

Which is the best estimate for the height of a tree?

2 inches

20 feet

2 centimeters



Expanded Form

Write each number in expanded form.


$623 = \underline{\quad} + \underline{\quad} + \underline{\quad}$

$809 = \underline{\quad} + \underline{\quad} + \underline{\quad}$

$275 = \underline{\quad} + \underline{\quad} + \underline{\quad}$

Time

What time is shown on the clock?



Money

Sophia used one dollar bill, 2 quarters, 1 nickel, and 3 pennies to buy a new pen. How much did the pen cost?

The pen cost _____.

Word Problem

Bella has 5 blue pencils, 7 red pencils, and 12 yellow pencils. She has 17 erasers. How many more erasers does she need to buy so each pencil has an eraser?

Name: _____

Date: _____

Winter Sports Word Problems: 3 Digit

Directions: Read each word problem. Underline the question. Circle the key words and box the numbers. Then solve. Show your work in the box.

There are 470 people ice skating. 257 people stop. How many people are left skating?



John has played in 124 hockey games. Tim has played in 76 hockey games. How many games have they played in altogether?



298 skis were on the rack. 144 were broken. How many skis were not broken?


56 boys went sledding. 121 girls came to sled too. Then 16 more girls came. How many children went sledding in all?

Finished Early? Write your own word problems about winter sports.
Use the words: hockey, sledding, ice skating, and skiing.

Name _____

Story Scrambler

Write a narrative story using all 3 pictures below. Be sure your story has a problem and a solution. Use details to describe actions, thoughts, and feelings.



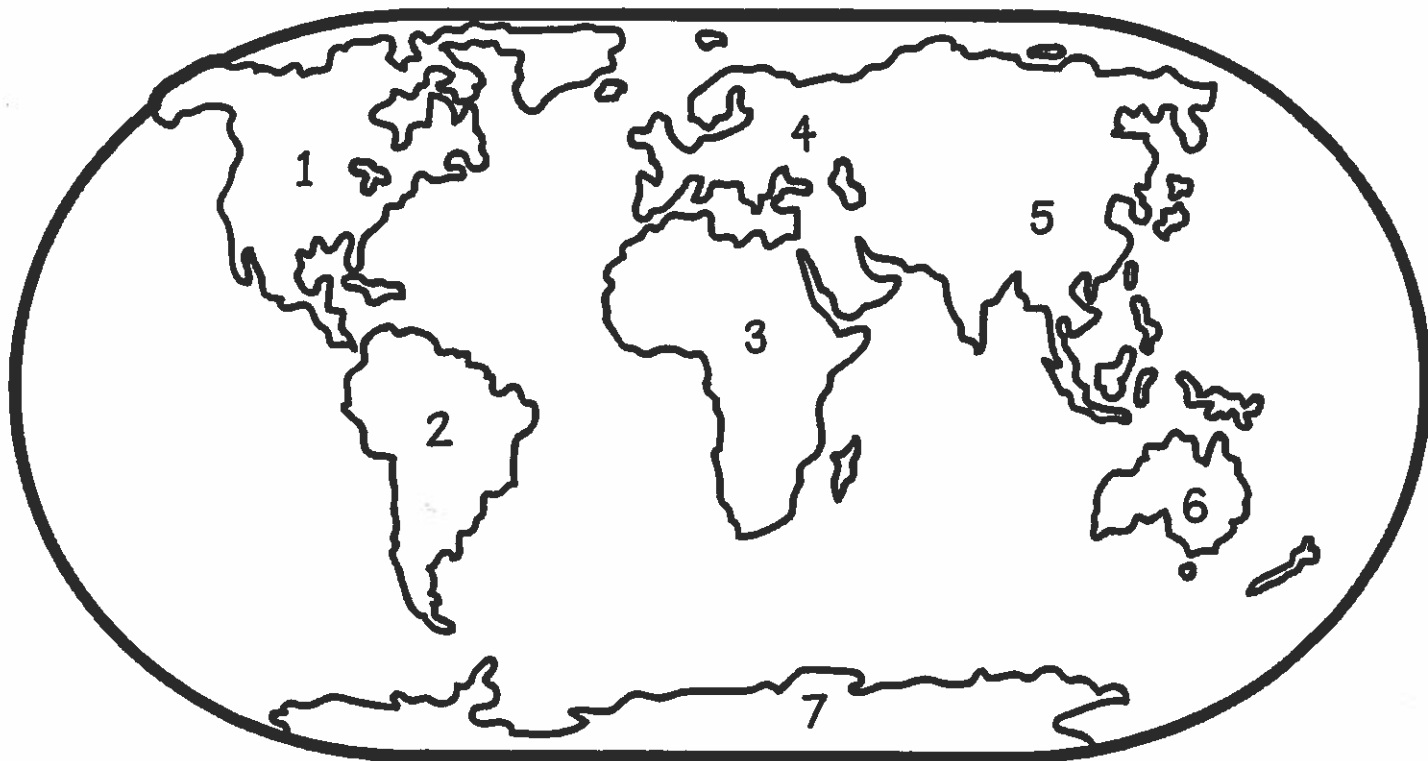
Word Bank

- pot of gold
- Leprechaun
- mischievous
- clever
- St. Patrick's Day
- cobbler
- Shoemaker
- Irish fairy
- treasure hunt
- lucky
- fortune
- spy
- legend
- secret
- mystery
- adventure

Name _____

Handwriting practice lines consisting of 15 rows. Each row is defined by a solid top line, a dashed middle line, and a solid bottom line.

Here is a map of the world. It shows the seven continents. I can write the name of each continent next to its number.



1. _____
2. _____
3. _____
4. _____
5. _____
6. _____
7. _____

WORD BANK

Asia

Africa

North America

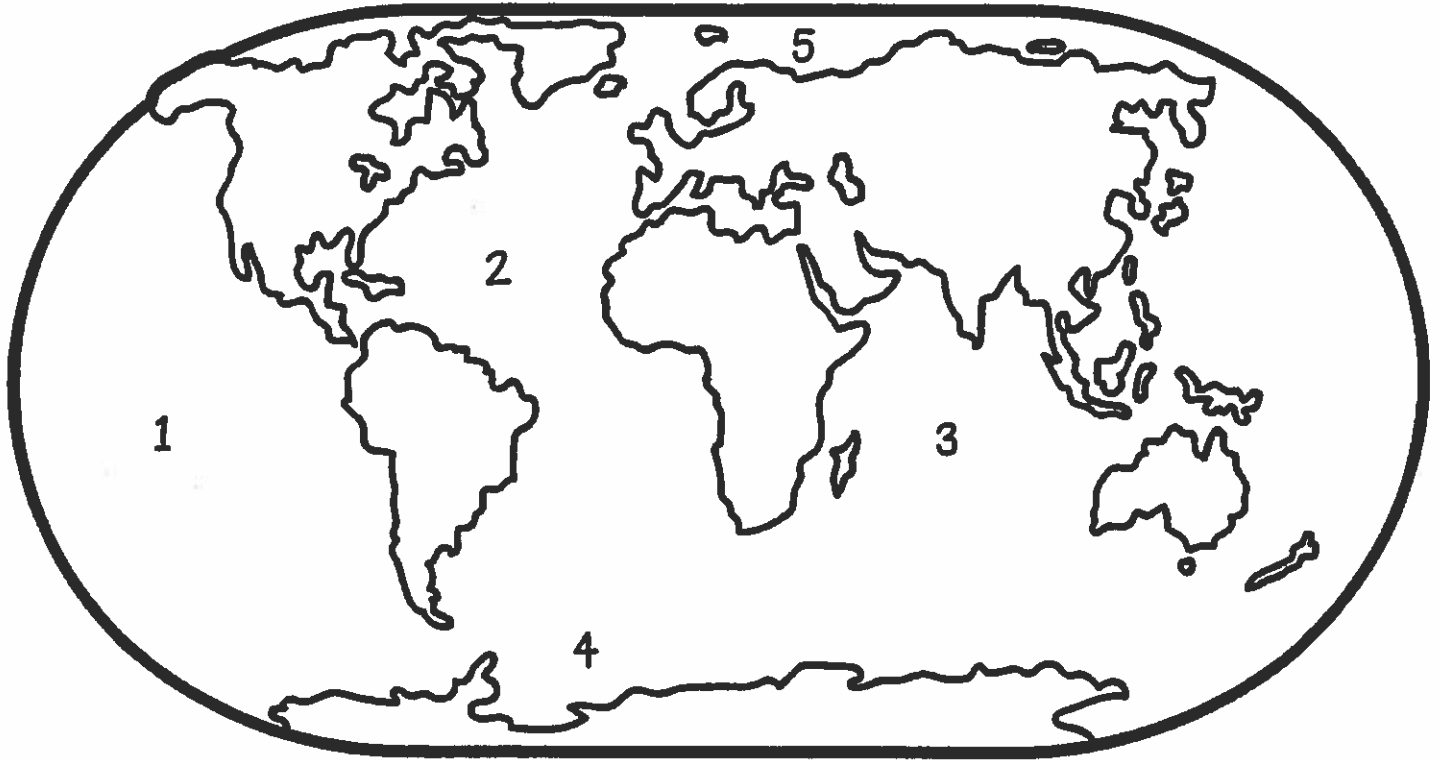
South America

Antarctica

Europe

Australia

Here is a map of the world. It shows the five major oceans. I can write the name of each ocean next to its number.



1. _____
2. _____
3. _____
4. _____
5. _____

WORD BANK

Southern Ocean

Atlantic Ocean

Indian Ocean

Arctic Ocean

Pacific Ocean

Choose 5 exercises for Gym today!

My Exercises Checklist

- 10 Jumping Jacks
- 10 Toe Touches
- 10 Arm Circles
- 10 Lunges
- 10 Knee Raises
- 10 Hops Side to Side
- 10 Jumps Forward
- 10 Giant Steps Backward
- 10 Windmills
- 10 Side Stretches