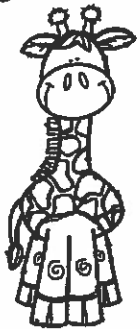






Name: _____ Date: Tuesday - Week 2

Today is: Monday Tuesday Wednesday Thursday
Friday

If I go on a safari trip...

<p>giraffe</p> 	<p>toucan</p> 
<p>lion</p> 	<p>elephant</p> 

Draw a Picture



©Teaching Bill Fizz Cend 2016

Handwriting practice lines consisting of three sets of solid top and bottom lines with a dashed middle line.

👉 I used capital letters. ☆ I used spaces. ☆ I used punctuation.

A Community of People

by ReadWorks



What is a community? It is a group of people. They live near one another. They work and play near one another too. The place they live in can be a city or a town. People work in a community. They can help one another.

People have different jobs. There are teachers and firefighters. Some people are police officers. Some people are doctors. Some people deliver mail. Some people work in stores.

Kids have jobs too. They go to school to learn. What do you like about your community?

Name: _____ Date: _____

1. What do we call a group of people who live, work, and play near one another?



a community



a family

2. Where can communities be?




a city or town



in a tent

3. What do the grown-ups in a community do to help one another?

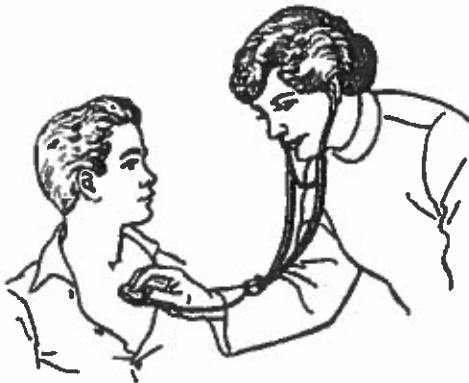


go to school




work

4. What job do the kids in a community have?



work as a doctor



go to school

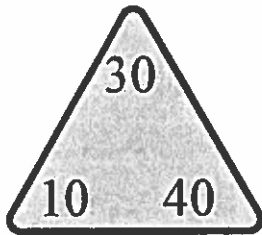
5. Name one job that the people in a community might have?

6. What did you learn from "A Community of People"?

7. Draw people helping others in their community by doing their job.

Lesson 8 Reteach*Relate Addition and Subtraction of Tens*

The numbers in the fact triangle can be used to make a fact family. Write the facts that make the fact family.



$$\underline{30} + \underline{10} = \underline{40}$$

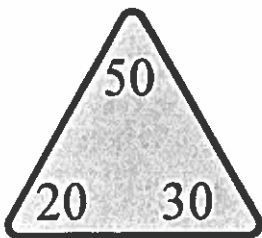
$$\underline{40} - \underline{30} = \underline{10}$$

$$\underline{10} + \underline{30} = \underline{40}$$

$$\underline{40} - \underline{10} = \underline{30}$$

Write the missing numbers. Use the numbers in the fact triangle.

1.



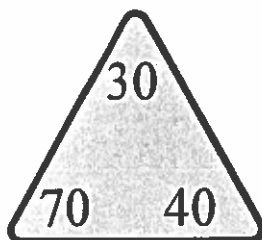
$$\underline{20} + \underline{\quad} = \underline{50}$$

$$\underline{50} - \underline{20} = \underline{\quad}$$

$$\underline{30} + \underline{\quad} = \underline{50}$$

$$\underline{50} - \underline{\quad} = \underline{\quad}$$

2.



$$\underline{40} + \underline{\quad} = \underline{70}$$

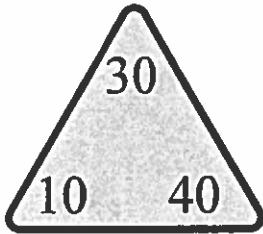
$$\underline{70} - \underline{\quad} = \underline{\quad}$$

$$\underline{30} + \underline{\quad} = \underline{70}$$

$$\underline{70} + \underline{\quad} = \underline{\quad}$$

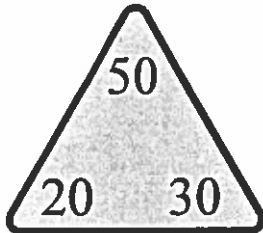
Lesson 8 Enrich*Relate Addition and Subtraction of Tens***Use the numbers in the fact triangle to write related addition and subtraction number sentences.**

1.



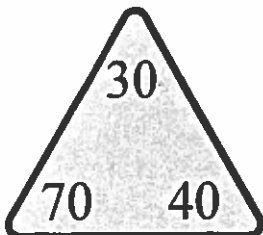
$$\begin{array}{r} \underline{\quad\quad} + \underline{\quad\quad} = \underline{\quad\quad} \\ \underline{\quad\quad} - \underline{\quad\quad} = \underline{\quad\quad} \\ \underline{\quad\quad} + \underline{\quad\quad} = \underline{\quad\quad} \\ \underline{\quad\quad} - \underline{\quad\quad} = \underline{\quad\quad} \end{array}$$

2.



$$\begin{array}{r} \underline{\quad\quad} + \underline{\quad\quad} = \underline{\quad\quad} \\ \underline{\quad\quad} - \underline{\quad\quad} = \underline{\quad\quad} \\ \underline{\quad\quad} + \underline{\quad\quad} = \underline{\quad\quad} \\ \underline{\quad\quad} - \underline{\quad\quad} = \underline{\quad\quad} \end{array}$$

3.



$$\begin{array}{r} \underline{\quad\quad} + \underline{\quad\quad} = \underline{\quad\quad} \\ \underline{\quad\quad} - \underline{\quad\quad} = \underline{\quad\quad} \\ \underline{\quad\quad} + \underline{\quad\quad} = \underline{\quad\quad} \\ \underline{\quad\quad} - \underline{\quad\quad} = \underline{\quad\quad} \end{array}$$